

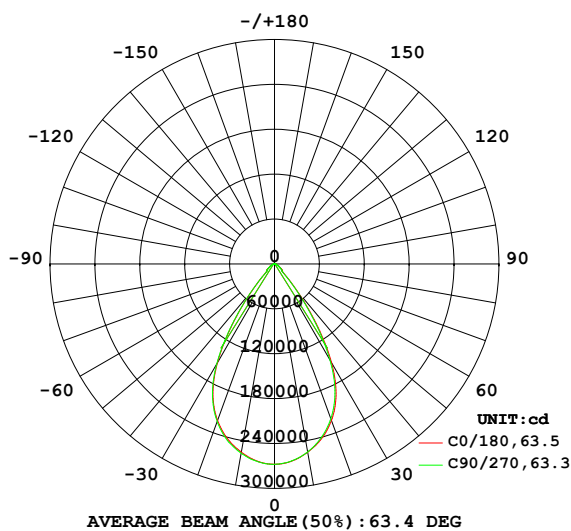
EVERFINE GONIOPHOTOMETERS SYSTEM TEST REPORT

LUMINAIRE PHOTOMETRIC TEST REPORT

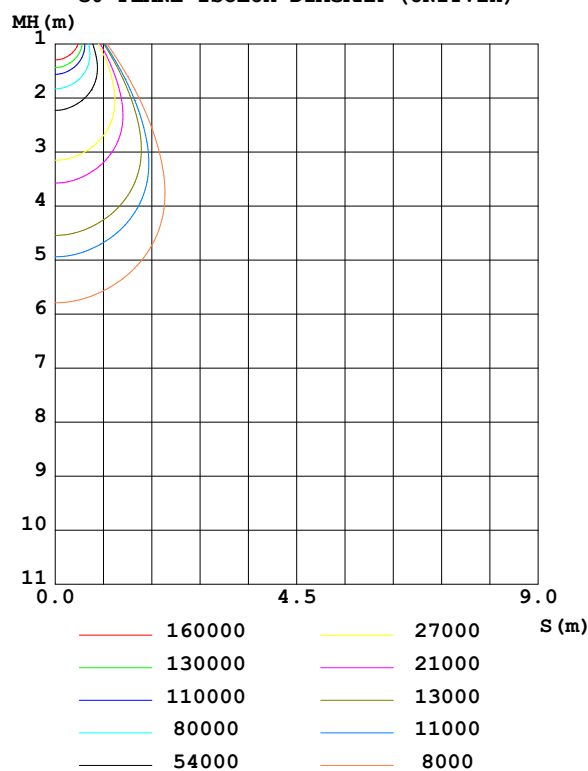
Test:U:230.0V I:7.842A P:1800.0W PF:0.998 Freq:50.00Hz UTHDi:0.00% ITHDi:0.00% KDisp:0 Lamp Flux:271094x1 lm		
NAME: SP04-1K8-5770-F04006Z	TYPE:	WEIGHT:
SPEC.:	DIM.:	SERIAL No.:
MFR.:	SUR.:	Shielding Angle:

DATA OF LAMP		PHOTOMETRIC DATA Eff: 150.61 lm/W			
MODEL	5050	I _{max} (cd)	267819	S/MH (C0/180)	0.94
NOMINAL POWER (W)	/	LOR (%)	100.0	S/MH (C90/270)	0.94
RATED VOLTAGE (V)	/	TOTAL FLUX (lm)	271094	η UP,DN (C0-180)	0.0,49.7
NOMINAL FLUX (lm)	271094	CIE CLASS	DIRECT	η UP,DN (C180-360)	0.0,50.3
LAMPS INSIDE	1	η up (%)	0.0	CIBSE SHR NOM	1.00
TEST VOLTAGE (V)	/	η down (%)	100.0	CIBSE SHR MAX	1.00

LUMINOUS INTENSITY DISTRIBUTION DIAGRAM



C0 PLANE ISOLUX DIAGRAM (UNIT:lx)



C Range: 0 - 360DEG
C Interval: 22.5DEG
Test Speed: HIGH
Temperature:25.3℃
Operators:LYJ
Test Date:2022-10-26

γ Range: 0 - 90DEG
γ Interval: 0.5DEG
Test System:EVERFINE GO-R5000_V2 SYSTEM V2.00.465
Humidity:65.0%
Test Distance:26.000m [K=0.4548]
Remarks:

EVERFINE GONIOPHOTOMETERS SYSTEM TEST REPORT

ZONAL FLUX DIAGRAM

ZONAL FLUX DIAGRAM:

γ	C0	C45	C90	C135	C180	C225	C270	C315	γ	Φ zone	Φ total	%lum, lamp
10	2555	2551	2552	2551	2555	2562	2568	2562	0- 10	24977	24977	9.21,9.21
20	2226	2195	2201	2195	2226	2226	2240	2226	10- 20	67718	92695	34.2,34.2
30	1527	1492	1483	1492	1527	1536	1545	1536	20- 30	87378	180073	66.4,66.4
40	470.8	451.1	443.4	451.1	470.8	478.1	480.3	478.1	30- 40	59565	239639	88.4,88.4
50	132.4	108.1	129.2	108.1	132.4	109.6	130.2	109.6	40- 50	15953	255591	94.3,94.3
60	70.38	73.09	62.53	73.09	70.38	73.85	65.18	73.85	50- 60	7919	263510	97.2,97.2
70	32.98	35.28	28.55	35.28	32.98	36.99	29.97	36.99	60- 70	5106	268616	99.1,99.1
80	9.436	8.147	7.160	8.147	9.436	8.619	7.815	8.619	70- 80	2145	270761	99.9,99.9
90	0.1050	0.0724	0.0430	0.0724	0.1050	0.0997	0.0867	0.0997	80- 90	332.6	271094	100,100
100									90-100			
110									100-110			
120									110-120			
130									120-130			
140									130-140			
150									140-150			
160									150-160			
170									160-170			
180									170-180			
DEG	LUMINOUS INTENSITY:X100cd									UNIT:lm		

Conical surface Flux(90deg): 2.5041e+005 lm

%lum = 92.4%

%lamp = 92.4%

Conical surface Flux(120deg): 2.6351e+005 lm

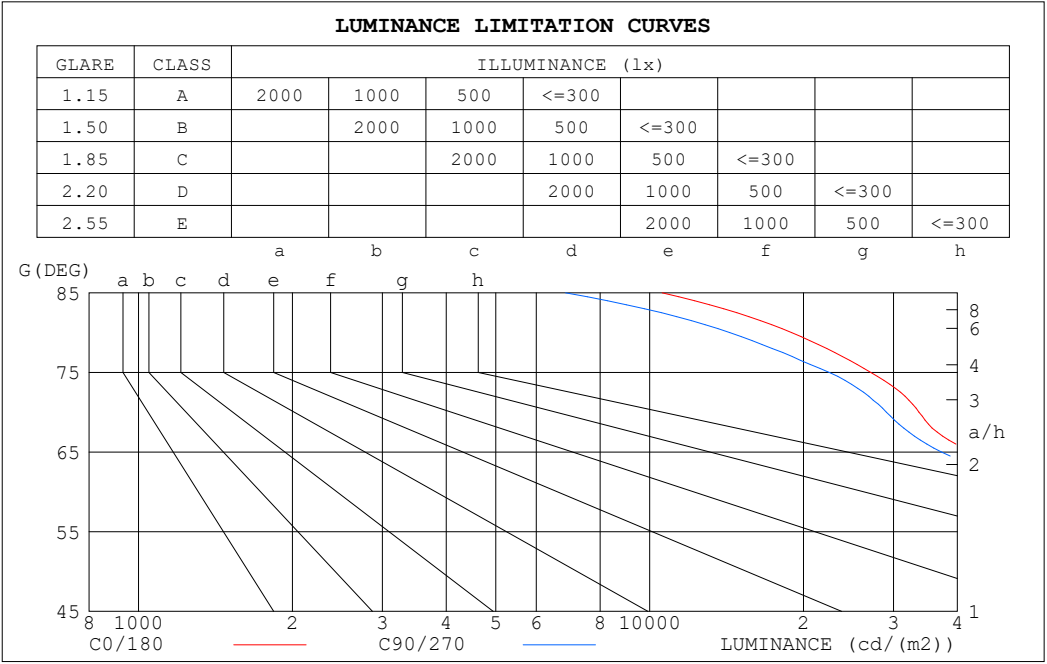
%lum = 97.2%

%lamp = 97.2%

C Range: 0 - 360DEG
C Interval: 22.5DEG
Test Speed: HIGH
Temperature:25.3°C
Operators:LYJ
Test Date:2022-10-26

γ Range: 0 - 90DEG
 γ Interval: 0.5DEG
Test System:EVERFINE GO-R5000_V2 SYSTEM V2.00.465
Humidity:65.0%
Test Distance:26.000m [K=0.4548]
Remarks:

LUMINANCE LIMITATION CURVES



LUMINANCE cd/(m2)		
G (DEG)	C0/180	C90/270
85	10579	6847
80	18963	14351
75	27080	22468
70	33651	29055
65	42773	37265
60	49119	43526
55	63635	54342
50	71878	69946
45	85381	77958

C Range: 0 - 360DEG

C Interval: 22.5DEG

Test Speed: HIGH

Temperature:25.3℃

Operators:LYJ

Test Date:2022-10-26

γ Range: 0 - 90DEG

γ Interval: 0.5DEG

Test System:EVERFINE GO-R5000_V2 SYSTEM V2.00.465

Humidity:65.0%

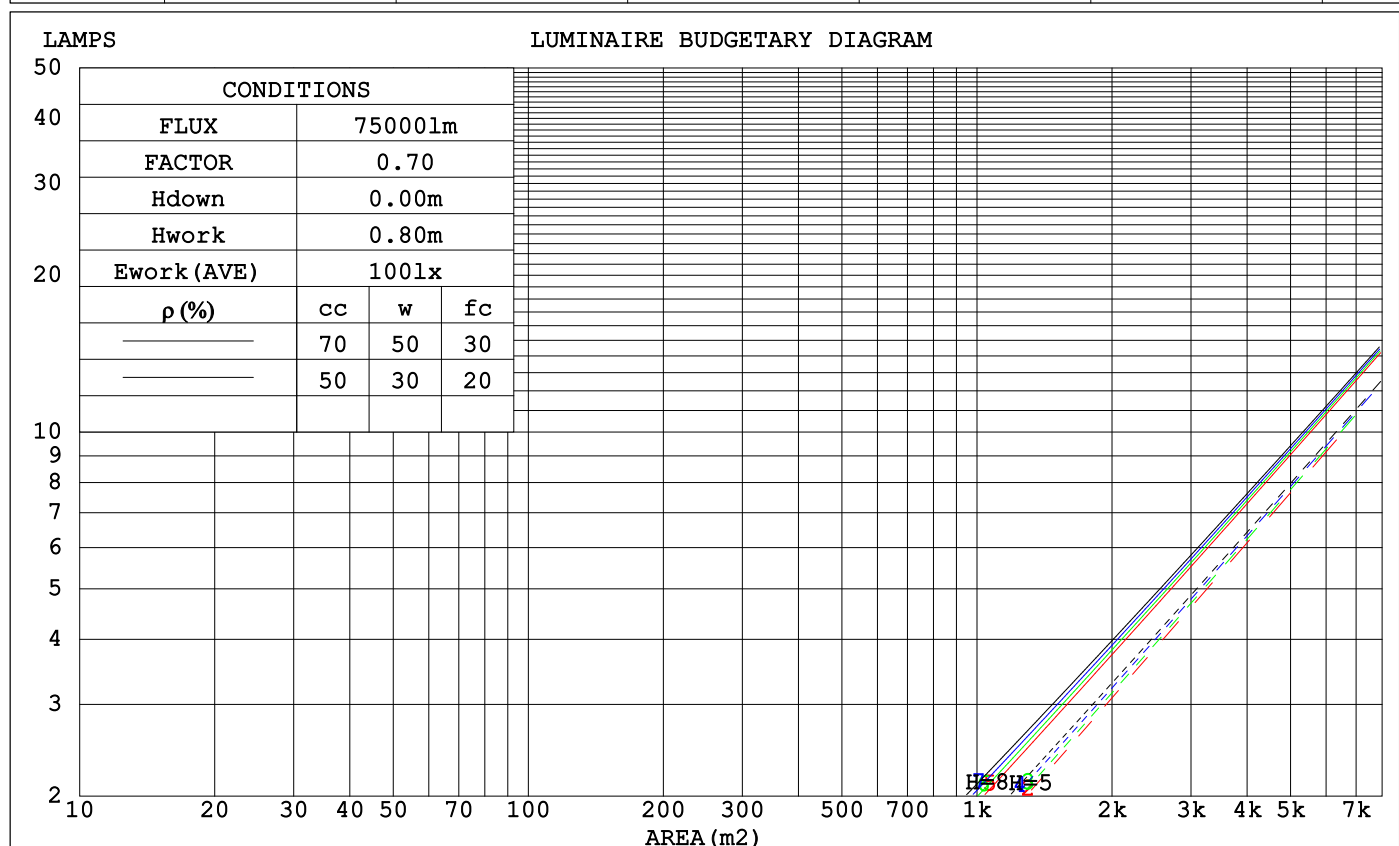
Test Distance:26.000m [K=0.4548]

Remarks:

EVERFINE GONIOPHOTOMETERS SYSTEM TEST REPORT

CU AND LUMINAIRE BUDGETARY ESTIMATE DIAGRAM

ρ_{cc}	80%			70%			50%			30%			10%			0
ρ_w	50%	30%	10%	50%	30%	10%	50%	30%	10%	50%	30%	10%	50%	30%	10%	0
ρ_{fc}	20%			20%			20%			20%			20%			0
RCR	RCR:Room Cavity Ratio						Coefficients of Utilization(CU)									
0.0	1.19	1.19	1.19	1.16	1.16	1.16	1.11	1.11	1.11	1.06	1.06	1.06	1.02	1.02	1.02	1.00
1.0	1.10	1.07	1.05	1.08	1.05	1.03	1.04	1.02	1.00	1.00	.99	.97	.97	.95	.94	.92
2.0	1.02	.97	.94	.90	.96	.93	.97	.93	.91	.94	.91	.89	.91	.89	.87	.85
3.0	.94	.89	.85	.93	.88	.84	.90	.86	.83	.88	.84	.81	.85	.83	.80	.78
4.0	.88	.82	.77	.86	.81	.77	.84	.79	.76	.82	.78	.75	.80	.77	.74	.72
5.0	.82	.75	.71	.81	.75	.71	.79	.74	.70	.77	.73	.69	.76	.72	.69	.67
6.0	.76	.70	.65	.75	.69	.65	.74	.69	.65	.72	.68	.64	.71	.67	.64	.62
7.0	.71	.65	.61	.71	.65	.60	.69	.64	.60	.68	.63	.60	.67	.63	.59	.58
8.0	.67	.61	.56	.66	.61	.56	.65	.60	.56	.64	.59	.56	.63	.59	.56	.54
9.0	.63	.57	.53	.63	.57	.53	.62	.56	.52	.61	.56	.52	.60	.55	.52	.51
10.0	.60	.53	.49	.59	.53	.49	.58	.53	.49	.57	.53	.49	.57	.52	.49	.48



C Range: 0 - 360DEG
 C Interval: 22.5DEG
 Test Speed: HIGH
 Temperature:25.3°C
 Operators:LYJ
 Test Date:2022-10-26

γ Range: 0 - 90DEG
 γ Interval: 0.5DEG
 Test System:EVERFINE GO-R5000_V2 SYSTEM V2.00.465
 Humidity:65.0%
 Test Distance:26.000m [K=0.4548]
 Remarks:

EVERFINE GONIOPHOTOMETERS SYSTEM TEST REPORT

WEC AND CCEC

ρ_{cc}	80%			70%			50%			30%			10%			0	
ρ_w	50%	30%	10%	50%	30%	10%	50%	30%	10%	50%	30%	10%	50%	30%	10%	0	
ρ_{fc}	20%			20%			20%			20%			20%			0	
RCR	RCR:Room Cavity Ratio						Wall Exitance Coefficients (WEC)										
0.0																	
1.0	.192	.109	.035	.185	.106	.034	.172	.099	.032	.161	.093	.030	.150	.087	.028		
2.0	.184	.101	.031	.178	.098	.030	.167	.093	.029	.158	.088	.028	.148	.084	.026		
3.0	.175	.093	.028	.170	.091	.027	.161	.087	.026	.152	.083	.026	.144	.080	.025		
4.0	.166	.086	.025	.162	.085	.025	.154	.082	.024	.146	.079	.024	.139	.076	.023		
5.0	.158	.080	.023	.154	.079	.023	.147	.077	.023	.140	.074	.022	.134	.072	.022		
6.0	.150	.075	.022	.147	.074	.021	.141	.072	.021	.135	.070	.021	.129	.068	.020		
7.0	.143	.071	.020	.140	.070	.020	.135	.068	.020	.129	.066	.019	.125	.065	.019		
8.0	.136	.067	.019	.134	.066	.019	.129	.064	.018	.124	.063	.018	.120	.062	.018		
9.0	.130	.063	.018	.128	.062	.018	.124	.061	.017	.119	.060	.017	.116	.059	.017		
10.0	.125	.060	.017	.123	.059	.017	.119	.058	.016	.115	.057	.016	.111	.056	.016		

ρ_{cc}	80%			70%			50%			30%			10%			0	
ρ_w	50%	30%	10%	50%	30%	10%	50%	30%	10%	50%	30%	10%	50%	30%	10%	0	
ρ_{fc}	20%			20%			20%			20%			20%			0	
RCR	RCR:Room Cavity Ratio						Ceiling Cavity Exitance Coefficients (CCEC)										
0.0	.190	.190	.190	.163	.163	.163	.111	.111	.111	.064	.064	.064	.020	.020	.020		
1.0	.172	.157	.144	.147	.135	.124	.101	.093	.086	.058	.054	.050	.019	.017	.016		
2.0	.158	.132	.111	.135	.114	.096	.093	.079	.067	.053	.046	.039	.017	.015	.013		
3.0	.146	.114	.088	.125	.098	.076	.086	.068	.053	.050	.040	.031	.016	.013	.010		
4.0	.136	.099	.071	.117	.086	.061	.080	.060	.043	.047	.035	.026	.015	.011	.008		
5.0	.128	.088	.058	.110	.076	.050	.076	.053	.036	.044	.031	.021	.014	.010	.007		
6.0	.121	.079	.048	.104	.068	.042	.072	.048	.030	.042	.028	.018	.013	.009	.006		
7.0	.114	.071	.041	.098	.062	.036	.068	.043	.025	.039	.025	.015	.013	.008	.005		
8.0	.109	.065	.035	.093	.056	.031	.065	.040	.022	.038	.023	.013	.012	.008	.004		
9.0	.103	.060	.030	.089	.052	.026	.062	.037	.019	.036	.022	.011	.012	.007	.004		
10.0	.099	.055	.027	.085	.048	.023	.059	.034	.017	.034	.020	.010	.011	.007	.003		

C Range: 0 - 360DEG
 C Interval: 22.5DEG
 Test Speed: HIGH
 Temperature:25.3℃
 Operators:LYJ
 Test Date:2022-10-26

γ Range: 0 - 90DEG
 γ Interval: 0.5DEG
 Test System:EVERFINE GO-R5000_V2 SYSTEM V2.00.465
 Humidity:65.0%
 Test Distance:26.000m [K=0.4548]
 Remarks:

EVERFINE GONIOPHOTOMETERS SYSTEM TEST REPORT

UGR(Unified Glare Rating) Table

ceiling/cavity	0.7	0.7	0.5	0.5	0.3	0.7	0.7	0.5	0.5	0.3
walls	0.5	0.3	0.5	0.3	0.3	0.5	0.3	0.5	0.3	0.3
working plane	0.2	0.2	0.2	0.2	0.2	0.2	0.2	0.2	0.2	0.2
Room dimensions	Viewed crosswise					Viewed endwise				
x = 2H y = 2H	20.4	21.4	20.7	21.7	22.0	20.0	21.0	20.3	21.3	21.6
3H	21.6	22.5	22.0	22.9	23.2	21.0	21.9	21.4	22.3	22.6
4H	22.0	22.8	22.4	23.2	23.6	21.3	22.2	21.7	22.5	22.9
6H	22.1	22.9	22.6	23.3	23.7	21.4	22.2	21.8	22.5	22.9
8H	22.1	22.9	22.6	23.3	23.7	21.4	22.1	21.8	22.5	22.9
12H	22.1	22.8	22.5	23.2	23.6	21.3	22.0	21.8	22.4	22.8
4H 2H	20.9	21.7	21.3	22.1	22.5	20.5	21.4	21.0	21.8	22.1
3H	22.2	22.9	22.6	23.3	23.7	21.7	22.4	22.1	22.8	23.2
4H	22.7	23.3	23.1	23.7	24.2	22.1	22.7	22.5	23.1	23.6
6H	22.9	23.4	23.4	23.9	24.4	22.2	22.8	22.7	23.2	23.7
8H	22.9	23.4	23.4	23.9	24.3	22.2	22.7	22.7	23.2	23.6
12H	22.9	23.3	23.4	23.8	24.3	22.2	22.6	22.7	23.1	23.6
8H 4H	22.7	23.2	23.2	23.7	24.1	22.2	22.7	22.6	23.1	23.6
6H	23.0	23.4	23.5	23.9	24.4	22.3	22.7	22.9	23.2	23.7
8H	23.0	23.4	23.5	23.9	24.4	22.3	22.7	22.9	23.2	23.7
12H	23.0	23.3	23.5	23.8	24.4	22.3	22.6	22.9	23.1	23.7
12H 4H	22.7	23.1	23.2	23.6	24.1	22.1	22.6	22.6	23.0	23.5
6H	22.9	23.3	23.5	23.8	24.3	22.3	22.7	22.8	23.1	23.7
8H	23.0	23.3	23.5	23.8	24.4	22.3	22.6	22.9	23.1	23.7
CIE190: 2010										

CIE190: 2010
Area: 0.2871 m2

C Range: 0 - 360DEG
C Interval: 22.5DEG
Test Speed: HIGH
Temperature:25.3°C
Operators:LYJ
Test Date:2022-10-26

γ Range: 0 - 90DEG
 γ Interval: 0.5DEG
Test System:EVERFINE GO-R5000_V2 SYSTEM V2.00.465
Humidity:65.0%
Test Distance:26.000m [K=0.4548]
Remarks:

EVERFINE GONIOPHOTOMETERS SYSTEM TEST REPORT

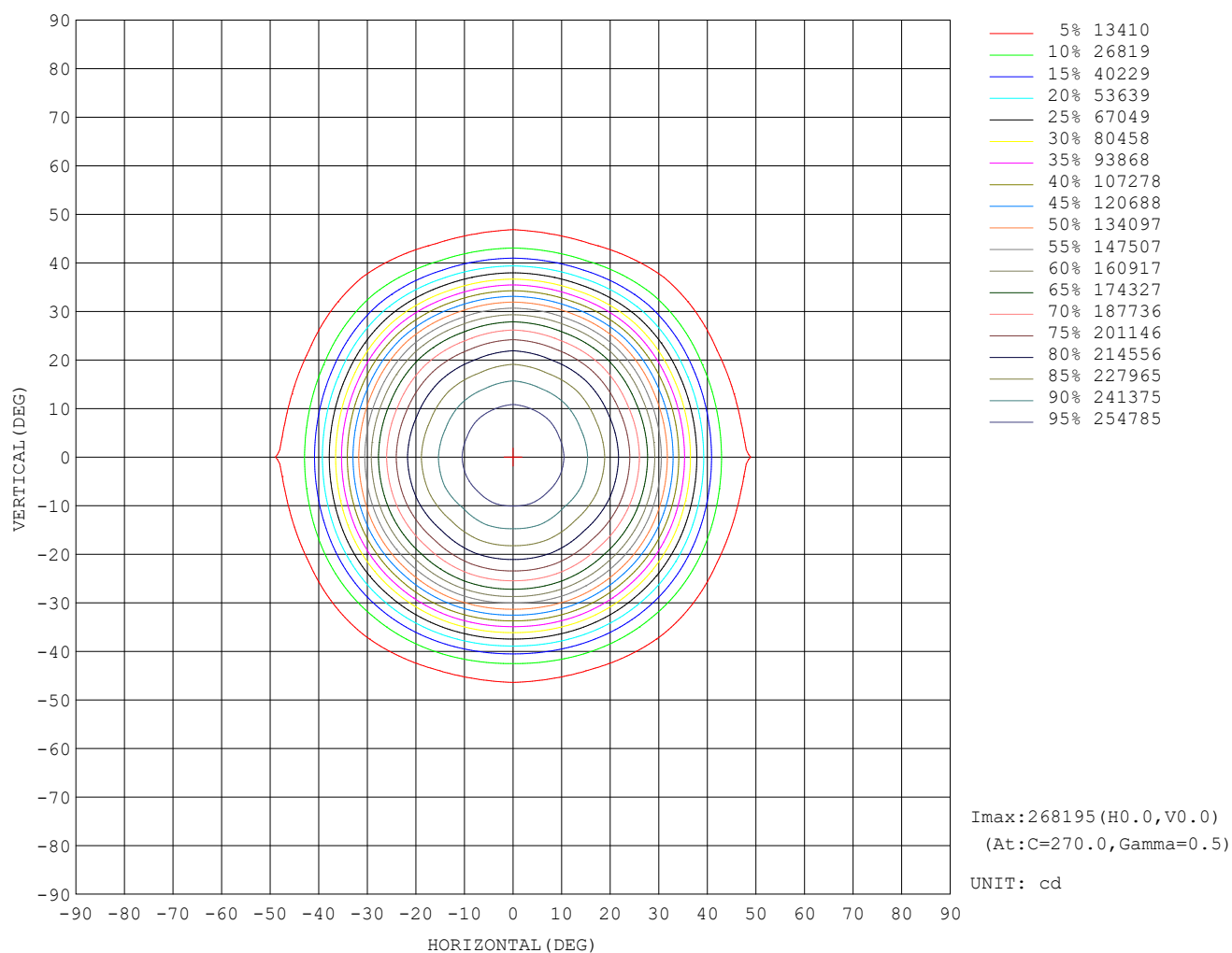
UTILIZATION FACTORS TABLE

REFLECTANCE										
Ceiling	0.8	0.8	0.8	0.7	0.7	0.7	0.5	0.5	0.5	0
Walls	0.7	0.5	0.3	0.7	0.5	0.3	0.7	0.5	0.3	0
Working plane	0.2	0.2	0.2	0.2	0.2	0.2	0.2	0.2	0.2	0
ROOM INDEX	UTILIZATION FACTORS (PERCENT) $k(RI) \times RCR = 5$									
$k = 0.60$	84	77	73	84	77	73	83	77	73	69
0.80	92	86	82	91	85	81	90	85	81	77
1.00	97	91	87	96	90	87	94	90	86	82
1.25	101	96	92	100	95	91	98	94	91	86
1.50	104	99	95	103	98	95	101	97	94	89
2.00	107	103	99	106	102	98	103	100	97	92
2.50	109	105	102	108	104	101	104	101	99	93
3.00	111	107	104	109	106	103	106	103	101	94
4.00	113	110	108	111	108	106	107	105	104	96
5.00	114	112	110	112	110	108	108	107	105	98
ROOM INDEX	UF(total)									Direct
According to DIN EN 13032-2 2004						Suspended			SHRNOM = 1.25	

C Range: 0 - 360DEG
 C Interval: 22.5DEG
 Test Speed: HIGH
 Temperature: 25.3°C
 Operators: LYJ
 Test Date: 2022-10-26

γ Range: 0 - 90DEG
 γ Interval: 0.5DEG
 Test System: EVERFINE GO-R5000_V2 SYSTEM V2.00.465
 Humidity: 65.0%
 Test Distance: 26.000m [K=0.4548]
 Remarks:

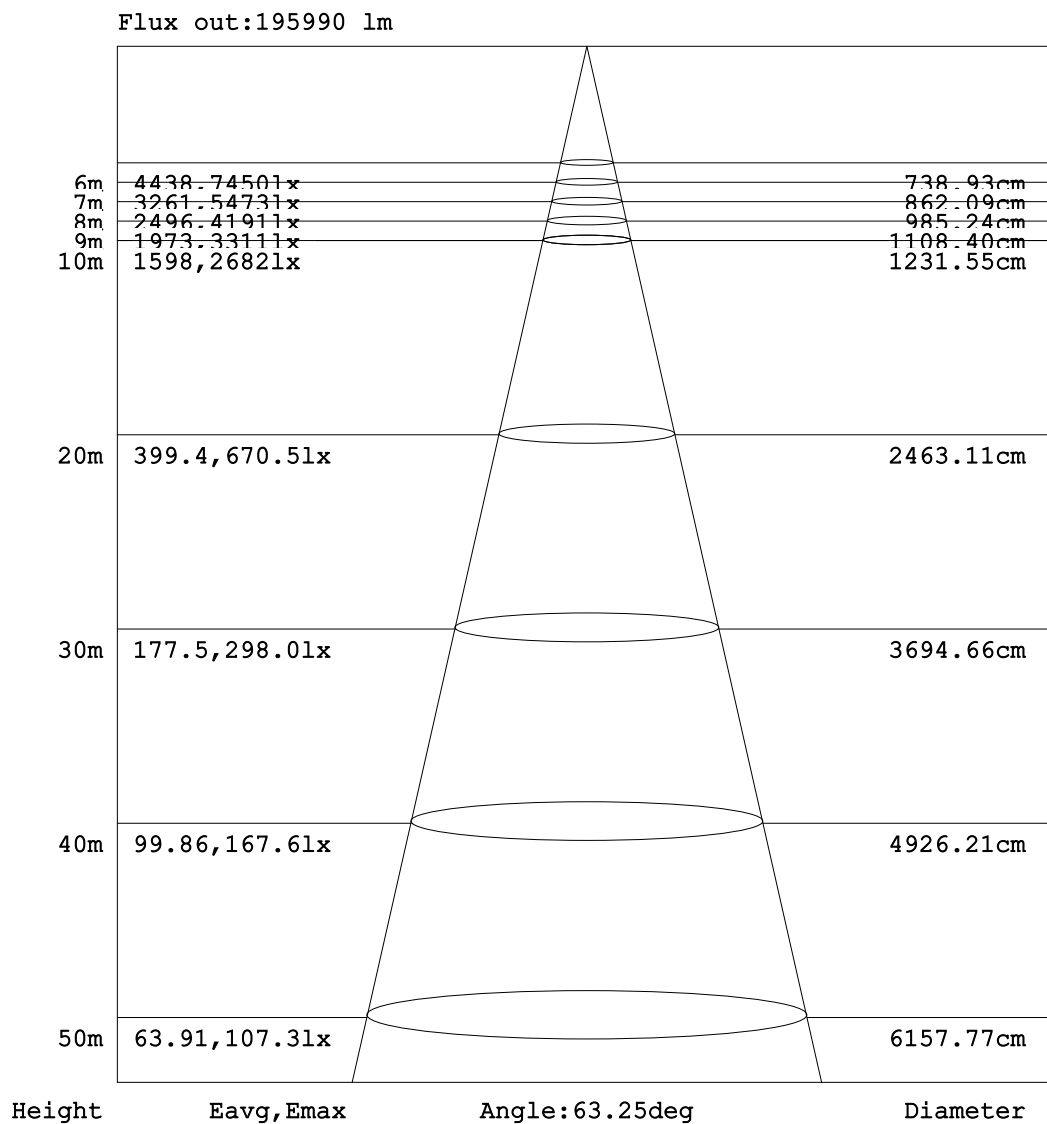
ISOCANDELA DIAGRAM



C Range: 0 - 360DEG
C Interval: 22.5DEG
Test Speed: HIGH
Temperature:25.3°C
Operators:LYJ
Test Date:2022-10-26

γ Range: 0 - 90DEG
 γ Interval: 0.5DEG
Test System:EVERFINE GO-R5000_V2 SYSTEM V2.00.465
Humidity:65.0%
Test Distance:26.000m [K=0.4548]
Remarks:

AAI Figure



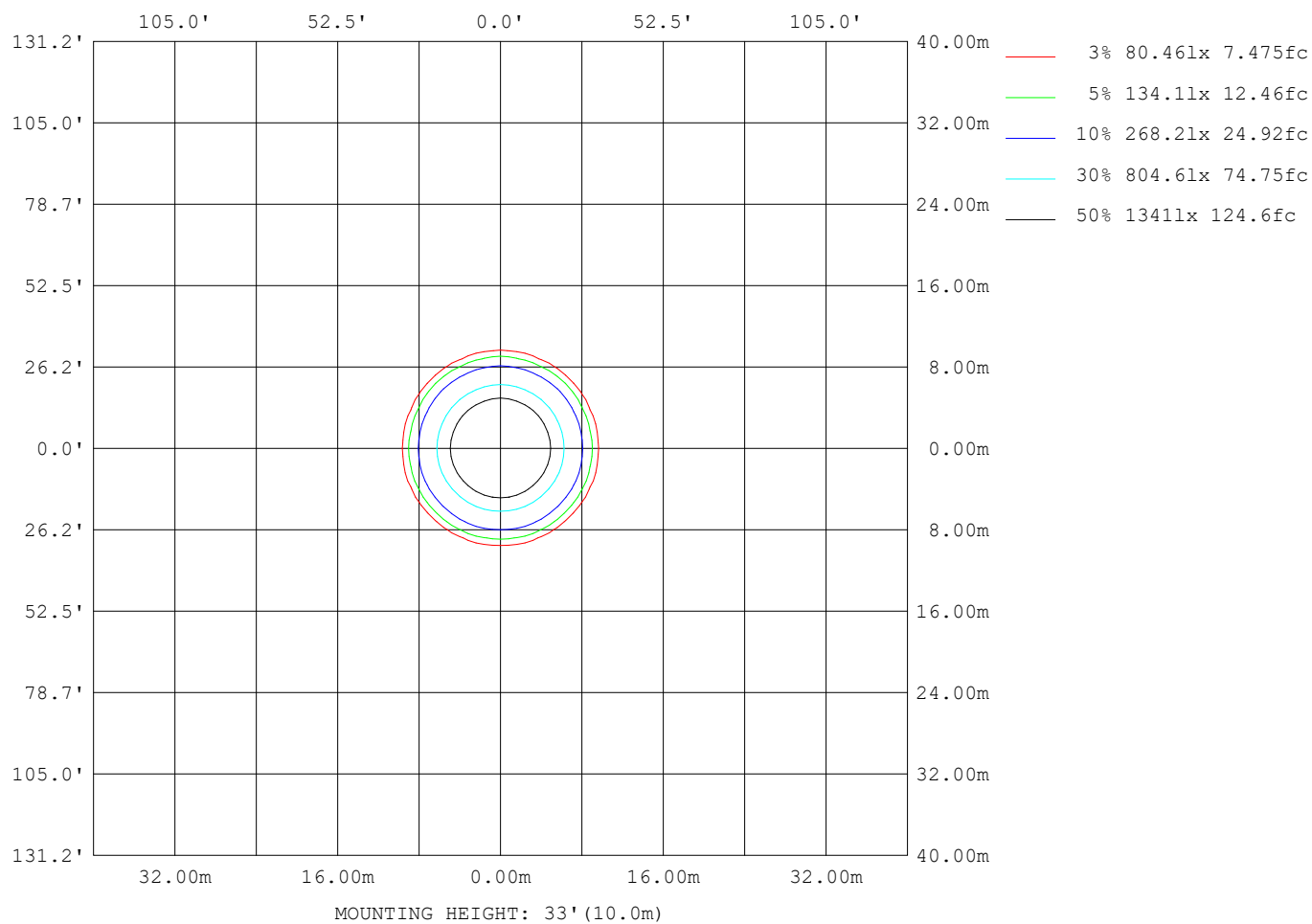
Note: The Curves indicate the illuminated area and the average illumination when the luminaire is at different distance.

C Range: 0 - 360DEG
C Interval: 22.5DEG
Test Speed: HIGH
Temperature: 25.3°C
Operators: LYJ
Test Date: 2022-10-26

γ Range: 0 - 90DEG
 γ Interval: 0.5DEG
Test System: EVERFINE GO-R5000_V2 SYSTEM V2.00.465
Humidity: 65.0%
Test Distance: 26.000m [K=0.4548]
Remarks:

EVERFINE GONIOPHOTOMETERS SYSTEM TEST REPORT

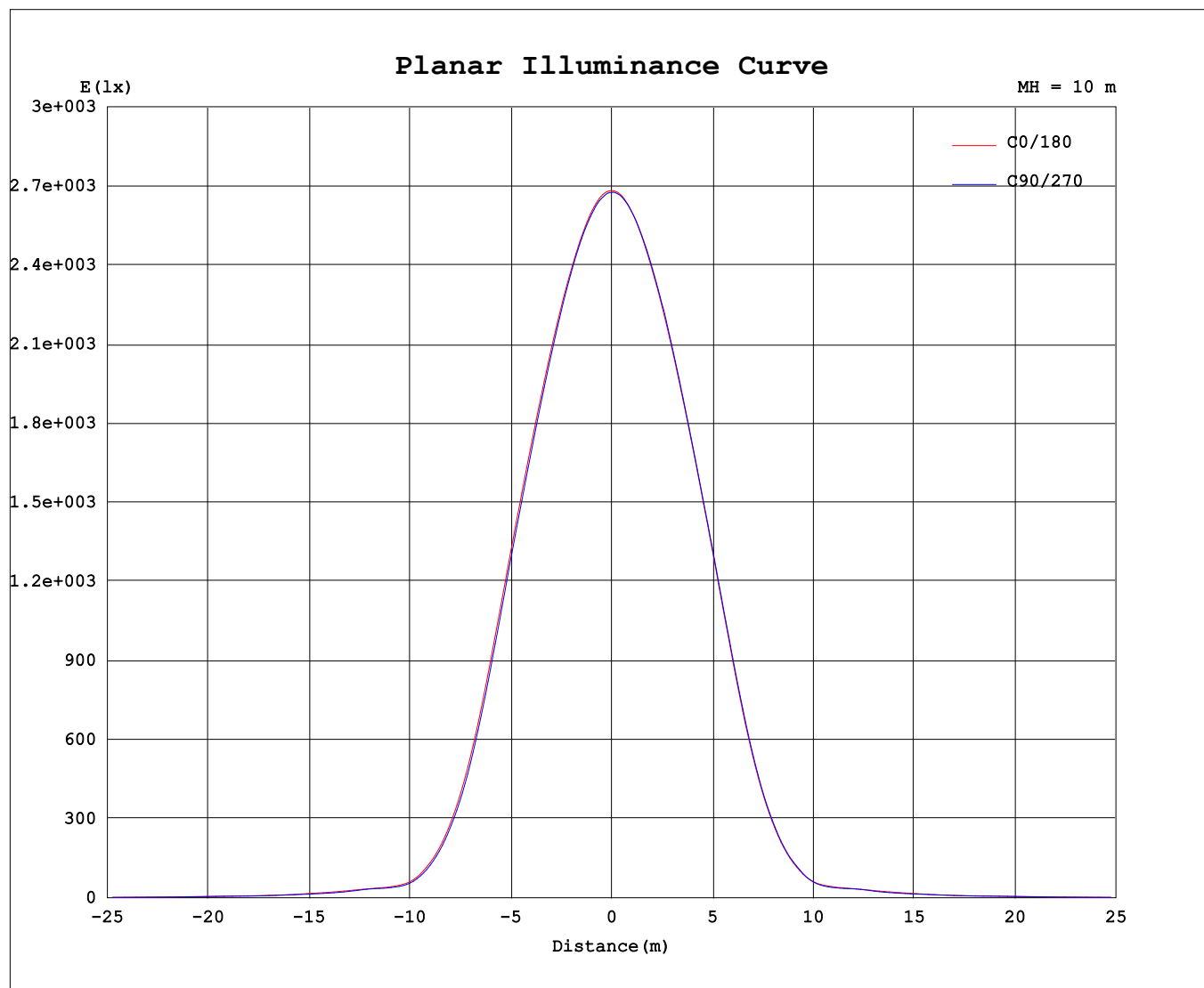
ISOLUX DIAGRAM



C Range: 0 - 360DEG
C Interval: 22.5DEG
Test Speed: HIGH
Temperature: 25.3°C
Operators: LYJ
Test Date: 2022-10-26

γ Range: 0 - 90DEG
γ Interval: 0.5DEG
Test System: EVERFINE GO-R5000_V2 SYSTEM V2.00.465
Humidity: 65.0%
Test Distance: 26.000m [K=0.4548]
Remarks:

Planar Illuminance Curve



C Range: 0 - 360DEG
C Interval: 22.5DEG
Test Speed: HIGH
Temperature: 25.3°C
Operators: LYJ
Test Date: 2022-10-26

γ Range: 0 - 90DEG
 γ Interval: 0.5DEG
Test System: EVERFINE GO-R5000_V2 SYSTEM V2.00.465
Humidity: 65.0%
Test Distance: 26.000m [K=0.4548]
Remarks: